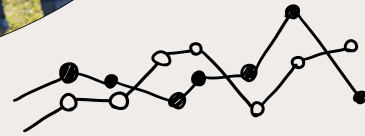




25%



# ACCESSING YOUR SUCCESSFUL GRADUATE PLATFORM

## USER GUIDE

**SUCCESSFUL  
GRADUA+E®**

# SUCCESSFUL GRADUA+E®

Hi there!

Congratulations and welcome to your Successful Graduate platform.

Every one of our platforms has been designed to support the students of our clients, at scale, to develop their employability skills, academic skills and soft skills.

With students logging onto our platforms from more than 120 countries, you can be assured that as long as you can access the internet, you can access Successful Graduate.

Your entry to courses on the platform is governed by the release of course coupon codes by your education provider. Simply use your coupon to register for the relevant course.

We engage amazing students with high quality acting skills to deliver our materials, making our video delivery an easy student-student interaction. We hope that you find your Successful Graduate course to be full of rich learning and valuable material.

Whether you are about to study abroad, currently undertaking your studies, or simply curious about developing your employability skills, we welcome you to the Successful Graduate family!

I am so looking forward to following your progress with us. Remember to complete your whole course and download your microcredential!

Take it one small step at a time - that's all you need to focus on.

See you online soon,



*Gordon Scott*

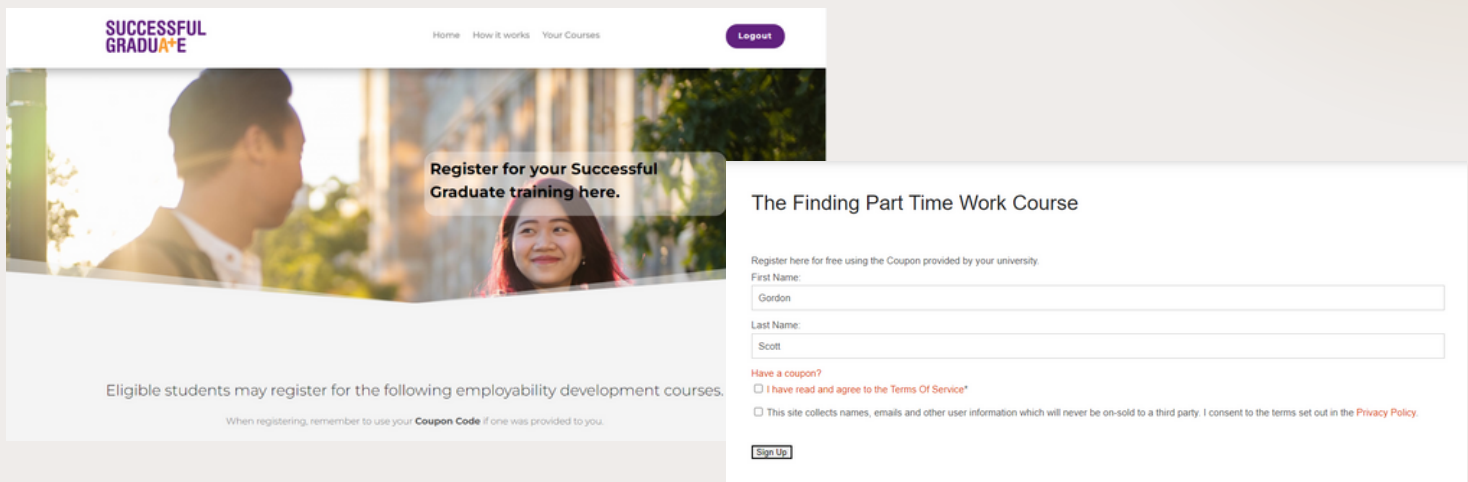
**MANAGING DIRECTOR**  
**Successful Graduate Pty Ltd**

# SUCCESSFUL GRADUA+E®

## REGISTRATION PROCESS

### REGISTERING

To register for your Successful Graduate training, simply head to the platform that your education provider has provided a link for, and locate the coupon code you have been issued with. Successful Graduate platforms have been built for many education providers, so be sure to locate the correct one! Click on the registration button, and choose the course that your coupon is suitable for. Simply register using your email address and course coupon, and choose your own password. Welcome!



The screenshot shows the registration interface for 'The Finding Part Time Work Course'. At the top, there is a navigation bar with 'Home', 'How it works', 'Your Courses', and a 'Logout' button. Below the navigation is a banner image with the text 'Register for your Successful Graduate training here.' and 'Eligible students may register for the following employability development courses. When registering, remember to use your Coupon Code if one was provided to you.' To the right, there is a registration form with the following fields and options:

- Register here for free using the Coupon provided by your university
- First Name: Gordon
- Last Name: Scott
- Have a coupon?  I have read and agree to the Terms Of Service\*
- This site collects names, emails and other user information which will never be on-sold to a third party. I consent to the terms set out in the Privacy Policy
- Sign Up button

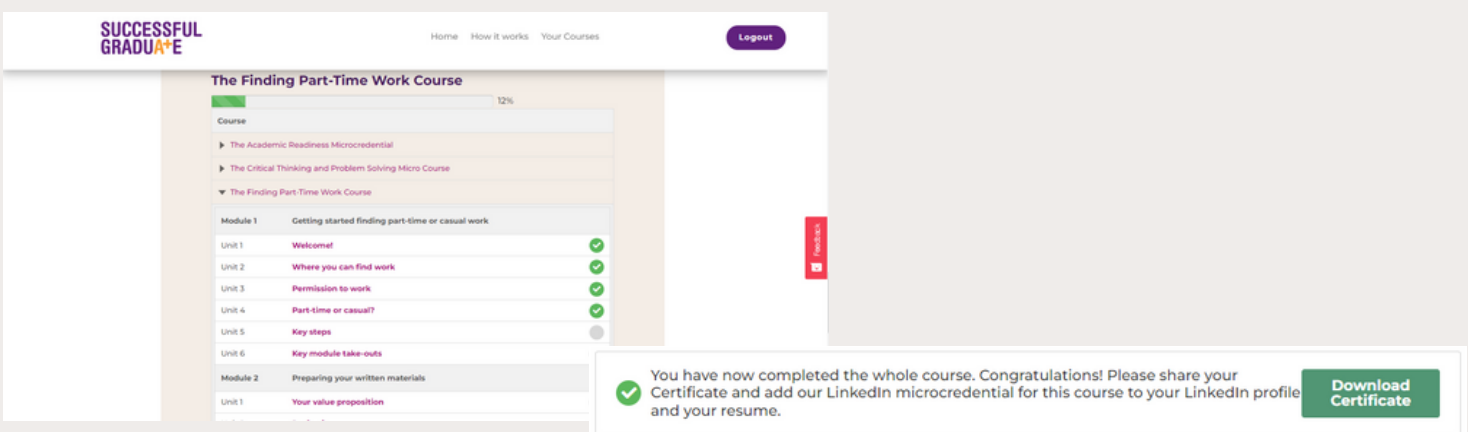
### PROGRESSING

Your course consists of a variety of modules that each have a number of information units. Each unit has a video (4-8 minutes long), written text and some infographics - so no matter what modality you use to learn, we've got you covered. Some courses also have downloadable material such as workbooks and diary notes.

At the end of each module is a quiz which requires a minimum pass rate. You can take each quiz as many times as you like to pass.

Make sure you mark all units as complete as you progress through each course. Once all units are complete, and you have passed all quizzes, you will be able to access your Certificate. You can upload this your LinkedIn account and add it to your resume.

Take each module one step at a time and remember to celebrate your progress! Enjoy.



The screenshot shows the course completion page for 'The Finding Part-Time Work Course'. The course progress is shown as 12% complete. The course structure is as follows:

- Course: 12%
- The Academic Readiness Microcredential
- The Critical Thinking and Problem Solving Micro Course
- The Finding Part-Time Work Course
  - Module 1: Getting started finding part-time or casual work
    - Unit 1: Welcome! (Completed)
    - Unit 2: Where you can find work (Completed)
    - Unit 3: Permission to work (Completed)
    - Unit 4: Part-time or casual? (Completed)
    - Unit 5: Key steps (Not Completed)
    - Unit 6: Key module take-outs (Not Completed)
  - Module 2: Preparing your written materials
    - Unit 1: Your value proposition (Not Completed)

At the bottom, there is a green checkmark icon and the text: 'You have now completed the whole course. Congratulations! Please share your Certificate and add our LinkedIn microcredential for this course to your LinkedIn profile and your resume.' To the right of this text is a 'Download Certificate' button.

# SUCCESSFUL GRADUA+E®

## ONLINE TRAINING AT SCALE

SUCCESSFUL GRADUA+E®

Courses supporting the entire student lifecycle:

Enquiry

Application

Confirmation of Enrolment

“Hi, I'd like to learn about the course...”

“Congratulations!”

Alumni

Pre-Departure

Graduation

Ongoing Studies

Commencement

Orientation

“Welcome to the course!”

## FOR FURTHER INFORMATION:

[SUCCESSFULGRADUATE.COM](https://SUCCESSFULGRADUATE.COM)

[ADMIN@SUCCESSFULGRADUATE.COM](mailto:ADMIN@SUCCESSFULGRADUATE.COM)